

Flathead Lake, Glacier Park

Montana is a large state. For 8.5 years (1974 to 1983) we lived in the southeastern corner where the landscape is generally flat with landscapes shaped by stream and river erosion. Colorful clays in contrast with trees and dry grasses make the scenery interesting. Our daughters were born there in Miles City.

Western Montana is different, with many mountain ranges covered with dark green conifer trees and grass-lined valleys. Our older daughter and family have access to a large time-share log cabin on the western shore of Flathead Lake north of the village of Polson. In June we had a family gathering there again.



The large log cabin on the hillside.



The dock, boat, kayaks, paddleboard.



A dock for diving.


We did a day-trip to Glacier National Park, north of Flathead Lake and Kalispell. Reservations are required during the busy tourist season. We drove into the park along the shores of Lake McDonald up to Logan Pass, then returned from the pass and did a walk lower in the valley.



Pass ground squirrels



Views from near Logan Pass.



The bighorn sheep are small in this view but are enlarged in the left photo.

We also took numerous photos of the grandkids and their three families. They had grown much since the last time we visited this mountain pass.






All three families at Logan Pass, Glacier National Park, Montana.



On snow at avalanche chute.



The avalanche moved huge rocks and pulverized trees (foreground debris).



In the valley the rapids became tempting




View from avalanche chute.




It started with getting feet wet.



Soon many were diving into the water.



A deer in the valley.



Lastly, we walked along the board walk in the darkened forest to view the narrow rapids.

Brief summary by Dr. Ed Holroyd written 23 July 2023